



MASTER LEDtube EM/ Mains

MASTER LEDtube 1200mm HO 14W865 T8

The Philips MASTER LEDtube integrates a LED light source into a traditional fluorescent form factor. Its unique design creates a perfectly uniform visual appearance which cannot be distinguished from traditional fluorescent. This product is the ideal solution for up lighting in general lighting applications.

Warnings and Safety

• -

Product data

General Information		Operating and Electrical	
Cap base	G13 [Medium Bi-Pin Fluorescent]	Input frequency	50 to 60 Hz
EU RoHS compliant	Yes	Power (Rated) (Nom)	14 W
Nominal lifetime (nom.)	50000 h	Lamp current (max.)	65 mA
Switching cycle	200,000X	Lamp current (min.)	60 mA
Light Technical		Starting time (nom.)	0.5 s
Colour Code	865 [CCT of 6,500 K]	Warm-up time to 60% light (nom.)	0.5 s
Technical Beam Angle (Nom)	160 °	Power factor (nom.)	0.9
Lamp Luminous Flux 25°C EL (Nom)	2100 lm	Voltage (Nom)	220-240 V
Colour Designation	Cool Daylight	Temperature	
Colour Temperature, horizontal (Nom)	6500 K	T-ambient (max.)	45 °C
Lamp Luminous Efficacy EM (Nom)	150.00 lm/W	T-ambient (min.)	-20 °C
Colour consistency	<6	T storage (max.)	65 °C
Colour Rendering Index,horiz (Nom)	83	T storage (min.)	-40 °C
LLMF at end of nominal lifetime (nom.)	70 %	T-Case maximum (nom.)	55 °C

MASTER LEDtube EM/Mains

Controls and Dimming

Dimmable No

Mechanical and Housing

Product length 1200 mm

Approval and Application

Energy efficiency label (EEL) A++

Energy-saving product Yes

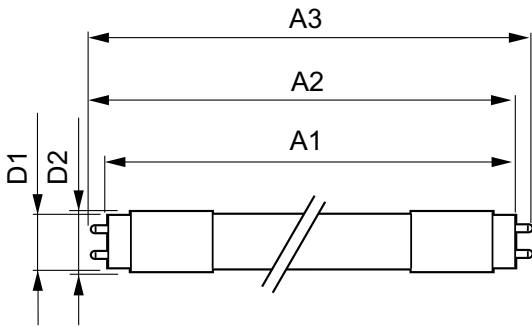
Approval marks CE marking RoHS compliance KEMA Keur certificate

Energy consumption kWh/1,000 hours 14 kWh

Product Data

Full product code	871869668728400
Order product name	MASTER LEDtube 1200mm HO 14W865 T8
EAN/UPC – product	8718696687284
Order code	929001299408
SAP numerator – quantity per pack	1
Numerator – packs per outer box	10
SAP material	929001299408
SAP net weight (piece)	0.215 kg

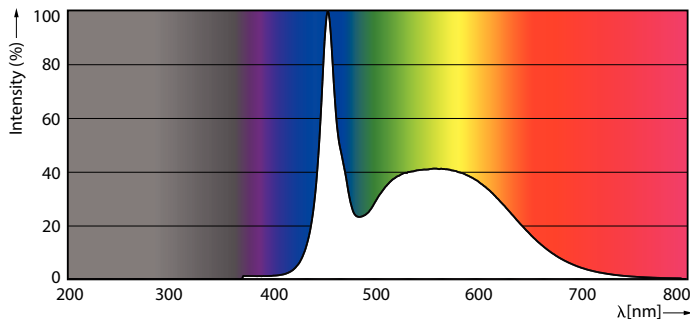
Dimensional drawing




TLED 4ft 14W-36W 2100lm 150D 6500K G13ND

Product	D1	D2	A1	A2	A3
MASTER LEDtube 1200mm HO 14W865 T8	25.8 mm	28 mm	1198.2 mm	1205.3 mm	1212.4 mm

Photometric data



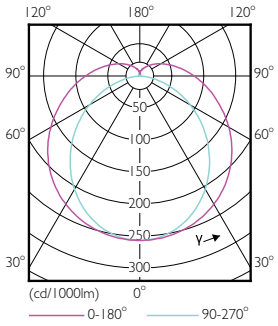
LEDtube 1500mm 20W G5 865 3000lm



MAS LEDtube HO 14W G13 865 T8

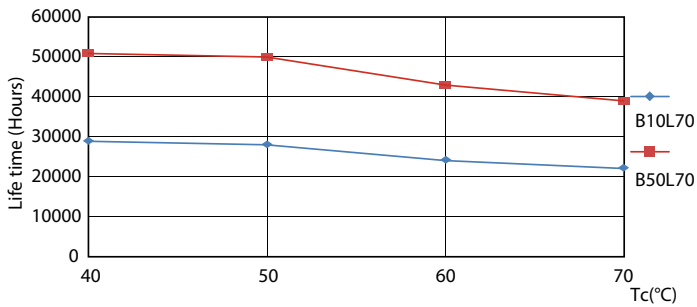
MASTER LEDtube EM/Mains

Photometric data

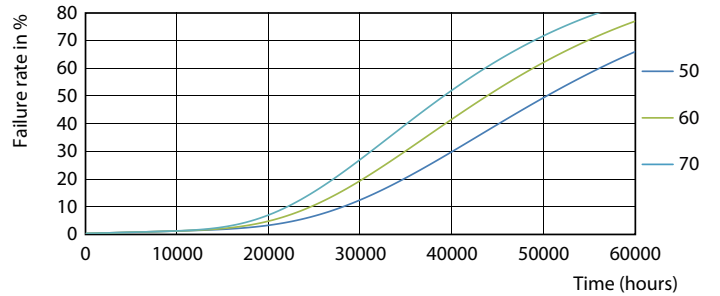


MAS LEDtube HO 14W G13 830-865 T8

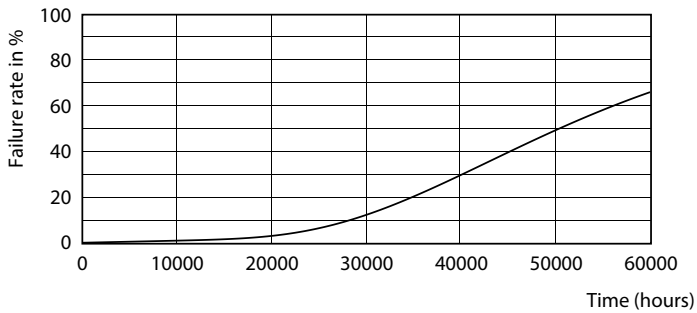
Lifetime



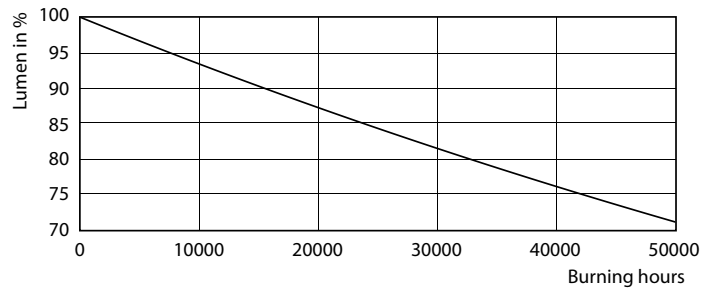
MAS LEDtube HO 14W G13 830-865 T8



MAS LEDtube HO 14W G13 830-865 T8



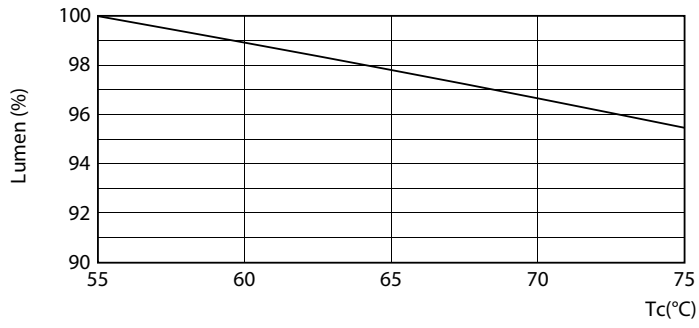
MAS LEDtube HO 14W G13 830-865 T8



MAS LEDtube HO 14W G13 830-865 T8

MASTER LEDtube EM/Mains

Lifetime



MAS LEDtube HO 14W G13 830-865 T8

