



MH-Sc

MH 400W/640 E40 CL U 1SL/6

Sodium Scandium Metal Halide Lamps consisting of a gasfilled glass bulb, which alternatively are clear or internal coated, and a quartz discharge tube (DT).

Product data

General Information	
Cap base	E40 [E40]
Burning Position	H [Hanging or Base Up (BU)]
Life to 50% failures (nom.)	20000 h
System description	na [-]

Light Technical	
Colour Code	640 [CCT of 4,000 K]
Lamp Luminous Flux (Min)	34000 lm
Lamp Luminous Flux (Nom)	39000 lm
Colour Designation	Cool White (CW)
Lumen maintenance 2,000 hours (nom.)	85 %
Chromaticity coordinate X (nom.)	390
Chromaticity coordinate Y (nom.)	400
Colour Temperature, horizontal (Nom)	3900 K
Lamp Luminous Efficacy EM (Nom)	97.5 lm/W
Colour Rendering Index,horiz (Nom)	60

Operating and Electrical	
Power (Rated) (Max)	440.0 W
Power (Rated) (Min)	- W
Power (Rated) (Nom)	400.0 W
Lamp current run-up (max.)	5 A
Lamp current (EM) (nom.)	3.25 A
Ignition supply voltage (max.)	198 V

Ignition supply voltage (min.)	198 V
Ignition time (max.)	120 s
Voltage (Max)	150 V
Voltage (Min)	120 V
Voltage (Nom)	135 V

Controls and Dimming	
Dimmable	No

Mechanical and Housing	
Lamp Finish	Clear

Approval and Application	
Energy efficiency label (EEL)	A+
Mercury (Hg) content (nom.)	38 mg
Energy consumption kWh/1,000 hours	440 kWh

Luminaire Design Requirements	
Bulb temperature (max.)	400 °C
Cap-base temperature (max.)	210 °C

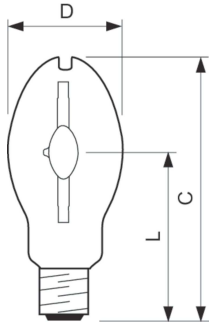
Product Data	
Full product code	871150019939310
Order product name	MH 400W/640 E40 CL U 1SL/6
EAN/UPC – product	8711500199393

MH-NaSc

Order code	928480400097
Numerator – quantity per pack	1
Numerator – packs per outer box	6
SAP material	928480400097

SAP net weight (piece)	0.259 kg
------------------------	----------

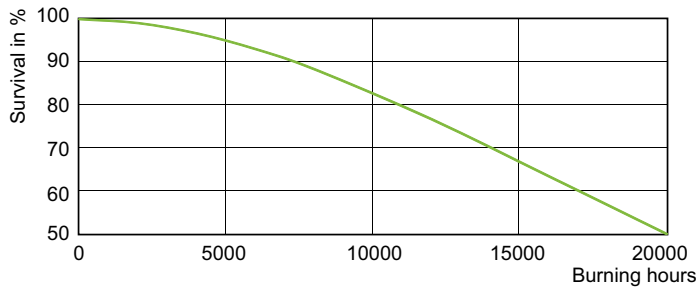
Dimensional drawing



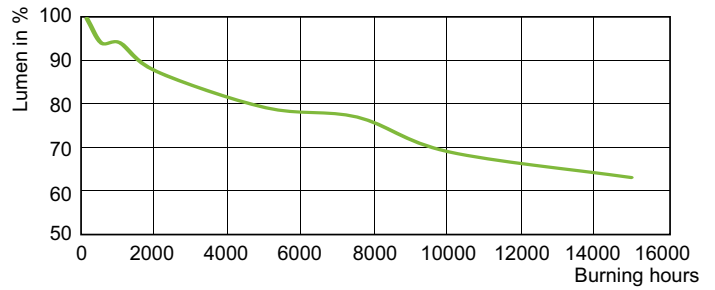
MH 400W/640 E40 CL

Product	D (max)	L (min)	C (max)
MH 400W/640 E40 CL U 1SL/6	121 mm	184 mm	290 mm

Lifetime



LDLE_HPI_250W_400W-Life expectancy diagram



LDLM_MH_0008-Lumen maintenance diagram

