



OccuSwitch - a smart move

OccuSwitch

The OccuSwitch is a movement detector with a built-in switch. It will switch the lights off in a room or area when it is vacated and thus save up to 30% on electricity. The OccuSwitch can switch any load of up to 6 A and control an area of between 20 and 25 m². A detachable mains connector enables easy installation and mounting of the OccuSwitch in the ceiling, a separate Wieland cable is available for easy, fast and trouble-free installation.

Benefits

- Energy savings of up to 30% and good pay-back
- Works with almost all lamp- and luminaire types
- Easy to install, enables even faster installation by optional Wieland connectors.

Features

- OccuSwitch has a smart timer that will extend the delay time by 10 minutes if movement is detected shortly after switch-off, assuming that the area is still in use but there is very little movement
- The OccuSwitch has a retractable shield that can be used to shield off areas, e.g. corridors, adjacent to the area the OccuSwitch is controlling

Application

- The OccuSwitch is designed for use in offices, schools and similar applications, including toilets, storage rooms, etc
- It is optimised for recessed ceiling mounting and for mounting heights between 2.5 and 4 metres
- The surface box also enables surface mounting, with either recessed wiring or surface-mounted ducts

Versions

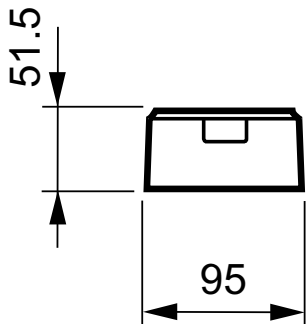
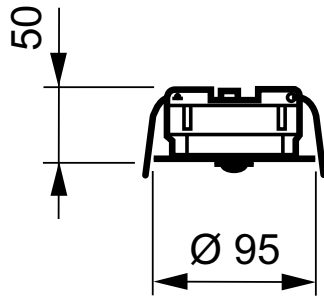
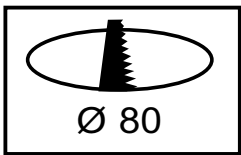


LRM1070/00 SENS R MOV DET ST



LRH1070/00 SENS R SURFACE BOX

Dimensional drawing



Product

LRM1080/00 SENS R MOV DET ST IR

LRM1070/00 SENS R MOV DET ST

Product

LRH1070/00 SENS R SURFACE BOX

